

# Calhoun County Schools

Arnoldsburg Elementary School

90 Spring Run Road

Arnoldsburg, WV 25234

304 655-8616

Mrs. Fitzwater [mfitzwat@k12.wv.us](mailto:mfitzwat@k12.wv.us)

Mr. McCumbers [jmccumbers@k12.wv.us](mailto:jmccumbers@k12.wv.us)

Day 3

Kindergarten

Name: \_\_\_\_\_

**Instructions:** Read ALL instructions carefully.

1. Complete this packet on Day 1 of time for Calhoun County Schools.
2. Write your Name on the booklet.
3. Turn the completed packet into your teacher on the day you return to school.

# PE: Physical Education

## After you finish your Reading Work

*Put a check in the box after you finish*

- Crab Walk for 1 minute
- Bear Crawl for 1 minute

## After you finish your Math Work

*Put a check in the box after you finish*

- Skip for 1 minute
- Gallop for 1 minute

## After you finish your Music Work


*Put a check in the box after you finish*

- Duck Walk for 1 minute
- Catcher Squats for 1 minute

# City or Country?


**Directions:** Draw a line from each picture to the word that shows the place where you would most likely find it. Color the pictures.

1.



City

5.



2.



6.




3.



Country


7.



4.



8.



TRACE AND WRITE

Always do your best!



Handwriting practice row for the letter 'H'. It features a solid 'H' followed by two dashed 'H's for tracing. A small flower icon is at the top left. The row is bounded by a top dashed line, a middle solid line, and a bottom solid line.

Handwriting practice row for the word 'CORN'. It shows the word 'CORN' in a large, outlined font, followed by two dashed versions of 'CORN' for tracing. A small flower icon is at the top left. The row is bounded by a top dashed line, a middle solid line, and a bottom solid line.

Handwriting practice row for the word 'THE'. It shows the word 'THE' in a large, outlined font, followed by two dashed versions of 'THE' for tracing. A small flower icon is at the top left. The row is bounded by a top dashed line, a middle solid line, and a bottom solid line.

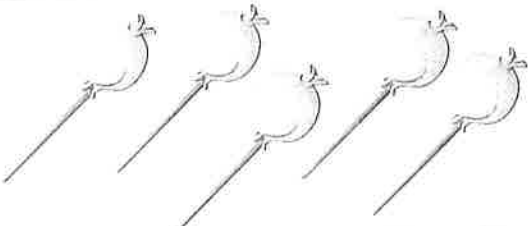










Handwriting practice row for the word 'SEE'. It shows the word 'SEE' in a large, outlined font, followed by two dashed versions of 'SEE' for tracing. A small flower icon is at the top left. The row is bounded by a top dashed line, a middle solid line, and a bottom solid line.

Handwriting practice row for the word 'WE'. It shows the word 'WE' in a large, outlined font, followed by two dashed versions of 'WE' for tracing. A small flower icon is at the top left. The row is bounded by a top dashed line, a middle solid line, and a bottom solid line.

# Greater Than or Less Than?

Count each group of objects in the box and say how the group on the left compares to the group on the right. Use the symbols for more math practice.

Is the first group Greater than  $>$  Less than  $<$  Equal to  $=$  the next group?

Name \_\_\_\_\_


**Lesson Review**

Use with pages 114-115.

Day 3

# What is fall?

Put an X on the thing you would not see on a fall day.



**Directions:** Look at the two pictures in each row. Decide which picture shows something that you would not see in the fall. Put a large X on that picture.  
**Home Activity:** Write *Fall* on paper. With your child, brainstorm words and phrases that come to mind when you hear the word *Fall* and write them on the paper.